



Ultimate painting solution for your dream home

# BREATHE EASY VIRACARE



## PRODUCT DESCRIPTION

Breathe Easy ViraCare is a highly advanced water based interior emulsion paint. Its Silver Ion Technology assures the killing of 99% infection-causing viruses and bacteria on the painted surface, providing a germ-free and hygienic environment. Certified by Green Label Singapore, this environmentally preferred paint is Odor Free and has a Low VOC content. Breathe Easy ViraCare is the ultimate healthy paint for your home. It is effective against Sars COV-2.



**ANTI-VIRUS AND ANTI-BACTERIA**  
Kills 99% of infection causing germs within two hours of exposure on painted surfaces



**BIO FRESH**  
Ensures a hygienic environment, free from infection-causing microbes



**GREEN LABEL SINGAPORE**  
Certified SEC 32 Environmentally Preferred Coating



**LOW VOC**  
Special VOC (Volatile Organic Compound) free resin ensures minimum air pollutant



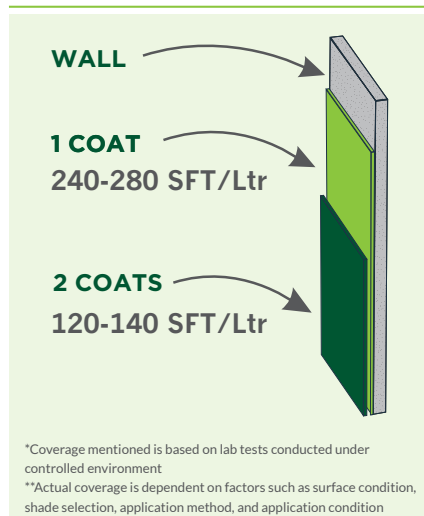
**ODOR FREE**  
Freshly painted rooms can be used within a couple of hours without any lingering smell

## PRODUCT INFORMATION

### PACK SIZES



### COVERAGE



### UNIQUE FEATURE



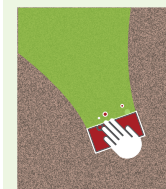
SILVER ION TECHNOLOGY

Effective against Viruses and Bacteria including Sars COV-2.

### AVAILABLE SHADES



### WASHABILITY



- ✓ HIGH
- MEDIUM
- LOW

## SURFACE PREPARATION



Recommended Surfaces



Concrete Stone



Interior Cement Plaster



Brick Asbestos



Cement Sheet



Surface Preparation Method

After plastering, allow the surface to dry for at least 8-12 weeks. Moisture content should be less than 15%. Before application, ensure that the surface is clean, dry, free from loose particles, dust, dirt, grease, wax, mould, fungal growth, etc. The product should not be applied on surfaces with continuous seepage or dampness.

Berger offers a complete range of surface treatment solutions. Please call 08000-123456 or visit your nearest Berger Experience Zone for more information.



## METHOD OF APPLICATION



Clean surfaces by sanding with emery paper



Apply one coat of 100% thinned Breathe Easy Water Based Sealer and allow to dry for 4-6 hours



Apply two coats of Breathe Easy Wall Putty with a 6-8 hours interval



After overnight drying of Putty, sand smooth with emery paper



Apply one coat of 100% thinned Breathe Easy Water Based Sealer and let it dry for 24 hours



Apply 2 coats of Breathe Easy ViraCare as finishing coat with a 24 hours interval



## MIXING RATIOS



**For Brush** - Paint : Water = 2 : 1  
**For Roller** - Paint : Water = 2 : 1  
(By volume)



## ADDITIONAL INFORMATION

- ◆ Use the thinned material within 12 hours
- ◆ Do not retain the thinned material beyond recommended time
- ◆ Do not stretch material beyond recommended coverage
- ◆ Do not apply paint at temperature below 10°C (50°F)



## RECOMMENDED UNDERCOATS



Breathe Easy Wall Putty



Breathe Easy Water Based Sealer



## SHEEN SCALE



## PRODUCT SPECIFICATION



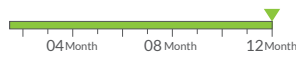
SHADE/  
COLOR

**5000+\***

\*Currently available through Berger Color Bank



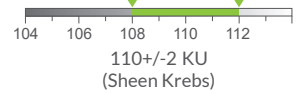
SHELF LIFE



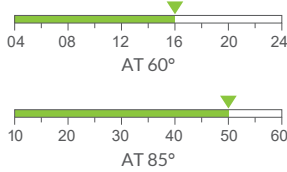
In sealed container kept in cool & dry place



VISCOSITY AT  
30°C




GLOSS / SHEEN  
LEVEL



PIGMENTATION



METHOD OF  
APPLICATION



ROLLER BRUSH



TOUCH DRY



SOLVENT



WATER



VOC

≤ 25 g/L  
ISO 11890-2  
Might vary shade to shade



HARD DRY



POT LIFE  
AFTER  
THINNING



\*Please refer to MSDS for safety information

The above information is given to the best of our knowledge based on laboratory tests and practical experience. However, since we cannot anticipate or control the many conditions under which our products may be applied, we can only guarantee the quality of the product itself. We reserve the right to alter the given data without prior notice. Covering capacity is indicated on the basis of results obtained on a prepared smooth surface.