



Ultimate painting solution for your dream home

# BREATHE EASY ENAMEL



## PRODUCT DESCRIPTION

Breathe Easy Enamel is a water based Premium High Gloss Enamel for application on wood, metal and masonry surfaces. It is water based with excellent resistance to stains. It is volatile organic content free, hence, it is an odorless and non-yellowing paint unlike alkyd gloss enamel. It keeps room fresh and airy even during painting. It is a universal product for all surfaces, like brick, metal and wood.



**ULTRA QUICK DRYING**  
Ultra quick drying & high glossy Water Based paint



**ANTI BACTERIA**  
Contains antimicrobial properties that resist bacteria and other microbes on the paint film



**GREEN LABEL SINGAPORE**  
Reduces greenhouse emissions to environment



**ULTRA LOW VOC**  
Containing <5/L Reference: Green Label Singapore



**BIO FRESH**  
Room stay fresh and airy even during painting

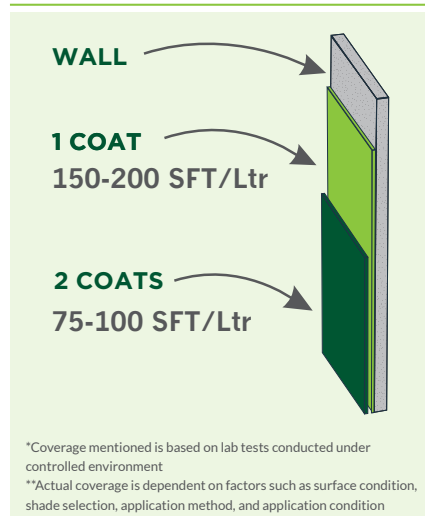


## PRODUCT INFORMATION

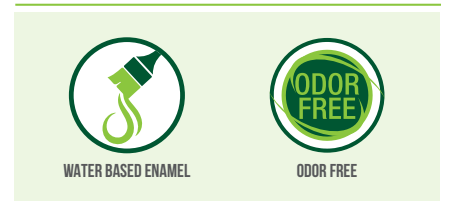
### PACK SIZES



### COVERAGE



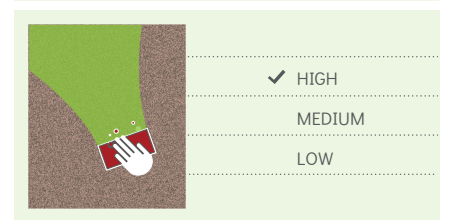
### UNIQUE FEATURE



### AVAILABLE SHADES



### WASHABILITY



## SURFACE PREPARATION



Recommended Surfaces



Concrete Surface



Wood



Brick Asbestos



Cement Sheet



Metal surface



Surface Preparation Method

Sand the surface with coarse sand/water paper accordingly to the type of surface to remove rust, dust and other loose/unwanted particles. Wipe clean the surface. Before application of top coat ensure the painting brush and mixing container are absolutely clean.

Berger offers a complete range of surface treatment solutions, please call 08000-123456 or visit your nearest Berger Experience Zone for more information.



## METHOD OF APPLICATION



1 Sand the surface with coarse sand/water paper accordingly



2 Apply one coat primer as per surface after thinning and allow the primer to dry fully



3 For wooden surface and metal: Apply 1 coat of Robb ACRO. For walls: apply 1 coat of Breathe Easy Sealer and 2 coats Breathe Easy Wall Putty



4 Sand the surface again with less coarse sand /water paper lightly and wipe clean



5 Sand the painted surface with Water paper No.380/400 lightly to make the surface smooth/undulation free



6 Apply Breathe Easy Enamel 1-2 coats to get rich and smooth finish



## MIXING RATIOS



**For Brush** - Paint : Water = 9 : 1  
**For Roller** - Paint : Water = 9 : 1  
(By volume)



## ADDITIONAL INFORMATION

- ◆ Brushing viscosity: 30 sec-40 sec at 30°C.
- ◆ Roller Viscosity: 60 sec-65 sec at 30°C. Spray
- ◆ Viscosity: 25 sec-30 sec at 30°C.
- ◆ Use felt roller to get orange peel effect.
- ◆ Ensure surface PH Value is within 7-9.



## RECOMMENDED UNDERCOATS



Breathe Easy Wall Putty



Breathe Easy Water Based Sealer



Robb AC Red Oxide Primer



## SHEEN SCALE

Matt Finish

Egg Shell

Soft Sheen/Satin

High Sheen

Gloss

**Super Gloss**



## PRODUCT SPECIFICATION



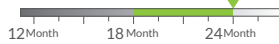
SHADE/COLOR

**5000+\***

\*Currently available through Berger Color Bank



SHELF LIFE



In sealed container kept in cool & dry place



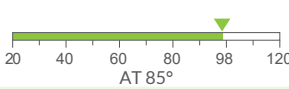
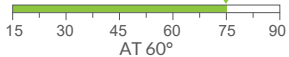
VISCOSITY AT (30±1)° C



108-112 KU (Sheen Krebs)



GLOSS / SHEEN LEVEL



PIGMENTATION

TITANIUM DIOXIDE

IRON OXIDE

CARBON BLACK

ORGANIC PIGMENTS

MINERAL EXTENDERS



METHOD OF APPLICATION



ROLLER



BRUSH



TOUCH DRY



SOLVENT



WATER



APEO

Free from APEO



HARD DRY



(Recoat)



POT LIFE AFTER THINNING



FORMALDEHYDE

Free from Formaldehyde



TYPE OF CURE

Coalescence



CRACK BRIDGING PROPERTIES

**3.2 mm**  
(ASTM C836)



VOC

≤ 05 g/L  
(ISO 11890-2)  
might be varied for shade to shade

\*Please refer to MSDS for safety information

The above information is given to the best of our knowledge based on laboratory tests and practical experience. However, since we cannot anticipate or control the many conditions under which our products may be applied, we can only guarantee the quality of the product itself. We reserve the right to alter the given data without prior notice. Covering capacity is indicated on the basis of results obtained on a prepared smooth surface.