



Ultimate painting solution for your dream home

# LUXURY SILK EMULSION



## PRODUCT DESCRIPTION

A marvel of international emulsion technology, Berger Luxury Silk combines the best of aesthetic appeal with the best of functional properties like durability and ease of maintenance. Luxury Silk is formulated with a fine particle acrylic emulsion and exterior compatible pigments. The paint dispersion, flow and other characteristics are minutely balanced with addition of several state-of-the-art additives. A special broad spectrum non-toxic and environment-safe fungicide and biocide imparts strong anti-fungal and anti-bacterial properties to Luxury Silk.



LUXURIOUS SILKY FINISH



LOW VOC



ANTI BACTERIAL



SUPERIOR STAIN RESISTANCE



ANTI FUNGAL

## PRODUCT INFORMATION

### PACK SIZES



### COVERAGE

WALL

1 COAT

150-170 SFT/Ltr

2 COATS

75-85 SFT/Ltr



### UNIQUE FEATURE



CRYSTAL REFLECTIVE TECHNOLOGY



HYGIENIC COATING


### AVAILABLE SHADES

5000+\*

\*Currently available through Berger Color Bank



### WASHABILITY



✓ HIGH

MEDIUM

LOW

\*Coverage mentioned is based on lab tests conducted under controlled environment  
\*\*Actual coverage is dependent on factors such as surface condition, shade selection, application method, and application condition

## SURFACE PREPARATION



Recommended Surfaces



Concrete Stone



Interior Cement Plaster



Brick Asbestos



Cement Sheet



Surface Preparation Method

After plastering, allow the surface to dry for at least 8-12 weeks. Moisture content should be less than 15%. Before application, ensure that the surface is clean, dry, free from loose particles, dust, dirt, grease, wax, mould, fungal growth, etc. The product should not be applied on surfaces with continuous seepage or dampness.

Berger offers a complete range of surface treatment solutions, please call 08000-123456 or visit your nearest Berger Experience Zone for more information.



## METHOD OF APPLICATION



Clean surfaces by sanding with emery paper



Apply one coat of 100% thinned Robb Water Based Sealer and allow to dry for 4-6 hours



Apply two coats of Robb Wall Putty with a 6-8 hours interval



After overnight drying of Putty, sand smooth with emery paper



Apply one coat of 100% thinned Robb Water Based Sealer and let it dry for 4-6 hours



Apply 2 coats of Luxury Silk as finishing coat with a 24 hours interval



## MIXING RATIOS



**For Brush** - Paint : Water = 2 : 1  
**For Roller** - Paint : Water = 3 : 1  
(By volume)



## ADDITIONAL INFORMATION

- ◆ Use the thinned material within 12 hours
- ◆ Do not retain the thinned material beyond recommended time
- ◆ Do not stretch material beyond recommended coverage
- ◆ Do not apply paint at temperature below 10°C (50°F)



## RECOMMENDED UNDERCOATS



Robbialac Wall Putty



Robbialac Water Sealer



## SHEEN SCALE

Matt Finish	Egg Shell	Soft Sheen/Satin	<b>High Sheen</b>	Gloss	Super Gloss
-------------	-----------	------------------	-------------------	-------	-------------



## PRODUCT SPECIFICATION



SHADE/  
COLOR

**5000+\***

\*Currently available through Berger Color Bank



PIGMENTATION

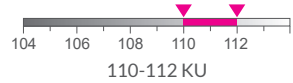
TITANIUM DIOXIDE

MAGNESIUM SILICATE

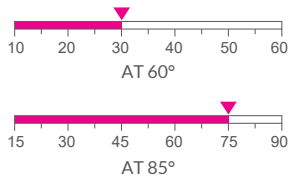
ALUMINUM SILICATE



VISCOSITY AT  
30°C



GLOSS / SHEEN  
LEVEL



SOLVENT



WATER



GLYCOL



METHOD OF  
APPLICATION



ROLLER



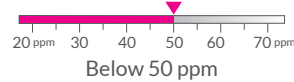
BRUSH



TOUCH DRY



AROMATIC  
SOLVENT



VOC

≤ 4 g/L  
(ISO 11890-2)  
might be varied from shade to shade



HARD DRY



SHELF LIFE



POT LIFE  
AFTER  
THINNING



\*Please refer to MSDS for safety information

The above information is given to the best of our knowledge based on laboratory tests and practical experience. However, since we cannot anticipate or control the many conditions under which our products may be applied, we can only guarantee the quality of the product itself. We reserve the right to alter the given data without prior notice. Covering capacity is indicated on the basis of results obtained on a prepared smooth surface.